




**PERLIGHT**  
smart.black

MONOCRYSTALLINE SOLAR MODULE

**PLM-295MB-54**

DELTA SERIES



✓ **PERFORMANCE**

Good performance even under low light conditions

✓ **RELIABILITY**

Strict selection of raw materials and strict quality control ensure reliability

✓ **COMPACT TRIPLE BLACK**

Ideal for Residential & Small Roofs

## PRODUCT OVERVIEW

- ✓ High efficiency & Compact
- ✓ PERC technology
- ✓ Black 5 busbar
- ✓ Excellent low-light performance
- ✓ Clampable on Long & Short sides
- ✓ Extremely reliable screw-less frame
- ✓ Compatible with in-roof systems
- ✓ MCS Certified
- ✓ Worldwide accreditation



**19.57%** MAX MODULE EFFICIENCY  
AFTER INSTALLED

**12** YEARS LIMITED  
PRODUCT WARRANTY

**25** YEARS PERFORMANCE  
WARRANTY

# MONOCRYSTALLINE SOLAR MODULE

# PLM-295MB-54

## DELTA SERIES



**PERLIGHT**  
smart.black

MODEL TYPE			PLM-295MB-54 DELTA SERIES		
Power Output	Pmax	W	285	290	295
Voltage at Pmax	Vmpp	V	30.52	30.73	30.93
Current at Pmax	Impp	A	9.34	9.44	9.54
Open-Circuit Voltage	Voc	V	36.78	36.98	37.18
Short-circuit current	Isc	A	9.88	9.98	10.08
Module Efficiency	Eff.	%	18.91%	19.24%	19.57%

STC:1000W/m<sup>2</sup> irradiance, 25°C cell temperature, AM 1.5g spectrum according to EN 60904-3.  
Power measurement uncertainty +/- 5%

### MECHANICAL CHARACTERISTICS

Front cover	3.2mm low-iron tempered glass
Backsheet colour	Black
Type of cells	Monocrystalline Silicon 158.75*158.75
Number of cells	54
Frame	Black Anodised Aluminium
Junction box	IP67
Cables	900mm/4mm <sup>2</sup>
Connectors	MC4 compatible IP67
Module dimensions	1504 x 1002 x 35mm
Module weight	17kg

### OPERATING CONDITIONS

Max. system voltage	1000VDC
Limiting reverse current	15A
Operating temperature range	-40°C to 85°C
Max. static load front (e.g., Snow)	5400Pa
Max. static load back (e.g., Wind)	2400Pa
Max. hailstone impact	25mm@23m/s

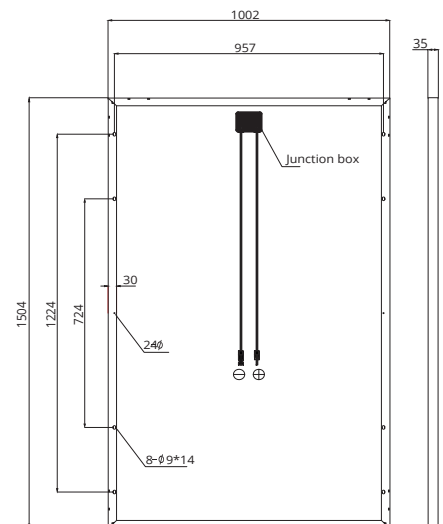

### THERMAL CHARACTERISTICS

NOCT	45±2 °C
Temp. Coefficient Pmax	-0.40 %/°C
Temp. Coefficient Voc	-0.30 %/°C
Temp. Coefficient Isc	0.06 %/°C

### CLAMPING ZONES

Long side	0mm to 410mm from edge
Short side	0mm to 248mm from edge

### MODULE DIAGRAM



### ELECTRICAL CURVES

